

# MONTHLY MEMBERSHIP PROGRESS REPORT

District A 12

Results as of: 10/31/2023

GMT:

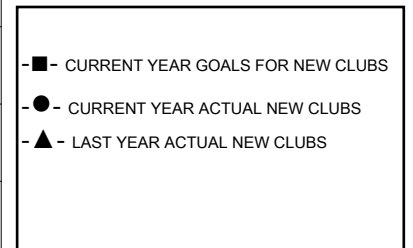
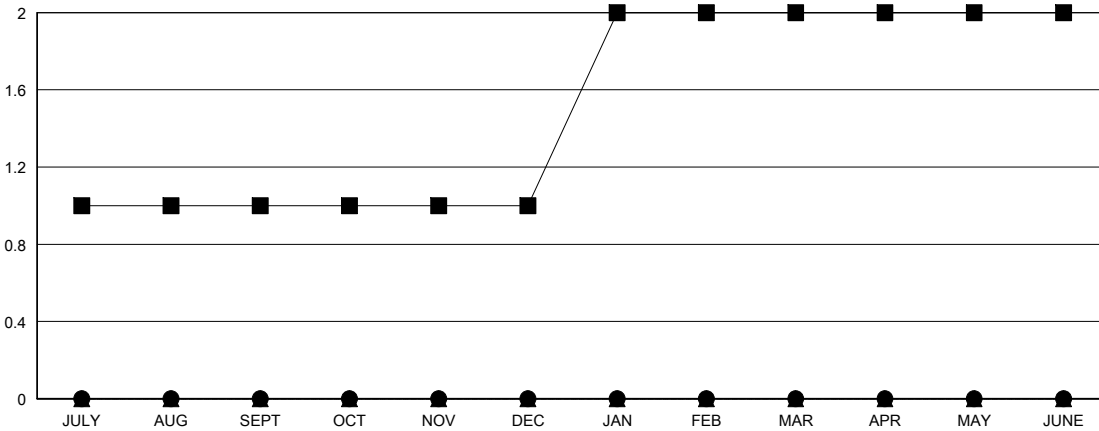
LOCATION ONTARIO

GMT CA

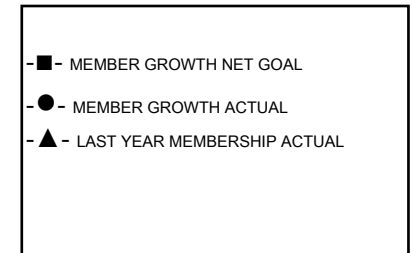
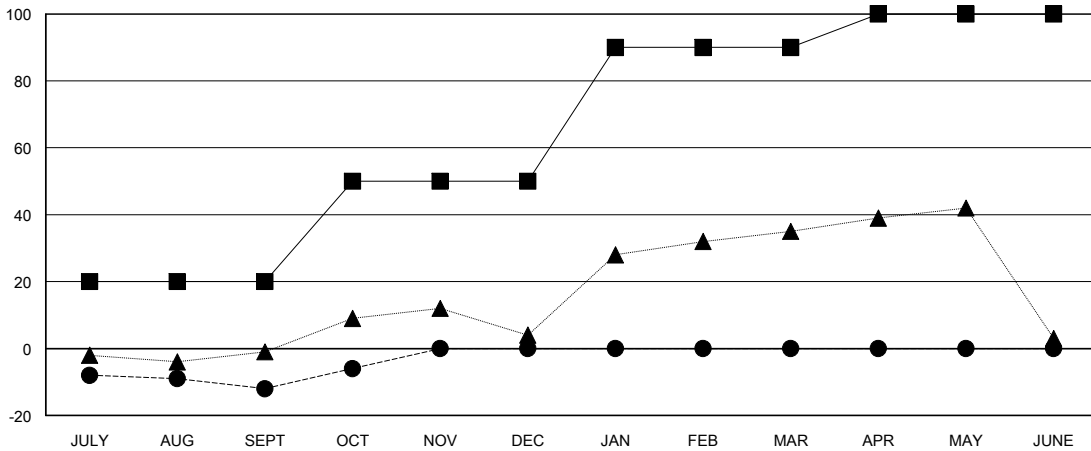
Clubs			
RESULTS FOR 2023-2024			
QUARTER	NEW CLUB GOAL	NEW CLUBS	DROPPED CLUBS
JULY/AUG/SEPT	1	0	0
OCT/NOV/DEC	0	0	0
JAN/FEB/MAR	1	0	0
APR/MAY/JUNE	0	0	0

Members			
RESULTS FOR 2023-2024			
QUARTER	MEMBER GROWTH NET GOAL	MEMBER GROWTH ACTUAL	DROPPED MEMBERS ACTUAL (including transfers)
JULY/AUG/SEPT	20	24	34
OCT/NOV/DEC	30	14	7
JAN/FEB/MAR	40	0	0
APR/MAY/JUNE	10	0	0

GOALS AND ACTUAL NEW CLUBS CUMULATIVE



GOALS AND ACTUAL MEMBERS CUMULATIVE



DROPPED CLUBS: 0	17 CLUBS OF 45 ADDED 1 OR MORE NEW MEMBERS	<b>GENDER DISTRIBUTION</b> MALE 603 (60.24%) FEMALE 398 (39.76%)
<b>DROPPED MEMBERS</b> DECEASED 6 CLUB CANCELLED 0 OTHER 35 TOTAL 41	<a href="#">CLICK HERE FOR CUMULATIVE MEMBERSHIP DATA</a>	TOTAL FAMILY UNIT MEMBERS 200 FAMILY MEMBERS PAYING HALF DUES 103